


# ASSEMBLY INSTRUCTION

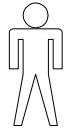
DE - MONTAGEANWEISUNG  
FR - INSTRUCTIONS DE MONTAGE  
DK - MONTAGEVEJLEDNING  
CZ - NÁVOD K MONTÁŽI  
ES - INSTRUCCIONES DE MONTAJE  
FI - ASENNUSOHJE

HR - UPUTE ZA MONTAŽU  
SE - MONTERINGSANVISNING  
SI - NAVODILA ZA MONTAŽO  
TR - MONTAJ TALIMATI  
NO - MONTASJEANVISNING  
IT - ISTRUZIONI DI MONTAGGIO

GR - ΟΔΗΓΙΑ ΣΥΝΑΡΜΟΛΟΓΗΣΗΣ  
NL - MONTAGE INSTRUCTIE  
PT - INSTRUÇÕES DE MONTAGEM  
PL - INSTRUKCJA MONTAŻU  
HU - SZERELÉSI UTASÍTÁS

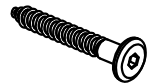


20 min



0 cm  
1  
2  
3  
4  
5  
6  
7  
8  
9  
10  
11  
12  
13  
14

①



x 2

HW-ST-01-040  
(7 x 50)

②



x 2

HW-ST-02-032  
(6 x 50)

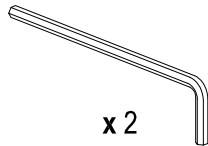
③



x 2

HW-ST-03-019  
(6 x 20)

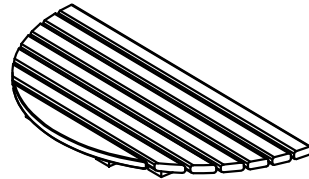
④



x 2


HW-ST-18-001  
(4x98)

Ⓐ x 2



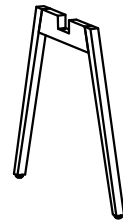
SU-TB-TF-1893

Ⓑ x 1



SU-TB-LF-1357

Ⓒ x 1



SU-TB-LF-1358

