

# ASSEMBLY INSTRUCTION

DE - MONTAGEANWEISUNG  
FR - INSTRUCTIONS DE MONTAGE  
DK - MONTAGEVEJLEDNING  
CZ - NÁVOD K MONTÁŽI  
ES - INSTRUCCIONES DE MONTAJE  
FI - ASENNUSOHJE

HR - UPUTE ZA MONTAŽU  
SE - MONTERINGSANVISNING  
SI - NAVODILA ZA MONTAŽO  
TR - MONTAJ TALIMATI  
NO - MONTASJEANVISNING  
IT - ISTRUZIONI DI MONTAGGIO

GR - ΟΔΗΓΙΑ ΣΥΝΑΡΜΟΛΟΓΗΣΗΣ  
NL - MONTAGE INSTRUCTIE  
PT - INSTRUÇÕES DE MONTAGEM  
PL - INSTRUKCJA MONTAŻU  
HU - SZERELÉSI UTASÍTÁS



20 min



0 cm  
1  
2  
3  
4  
5  
6  
7  
8  
9  
10  
11  
12  
13  
14



x 2

HW-ST-01-040  
(7 x 50)



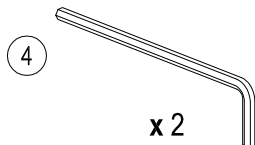
x 2

HW-ST-02-032  
(6 x 50)



x 2

HW-ST-03-019  
(6 x 20)

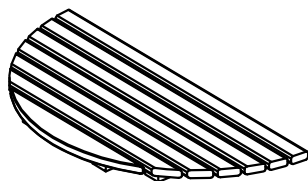


x 2

HW-ST-18-001  
(4x98)


Ⓐ x 2

SU-TB-TF-1933



Ⓑ x 1

SU-TB-LF-1381



Ⓒ x 1

SU-TB-LF-1382

